


DESIGN A SHARK TOOTH




DRAW YOUR OWN TOOTH DESIGN:


What shape is it? Is it sharp, flat, or serrated?
What kind of shark do you think it belongs to?

My tooth is for a shark that eats:

I call this tooth:




TOOTH TALK



DID YOU KNOW?



SHARKS CAN GROW AND LOSE UP TO 30,000
TEETH IN THEIR LIFETIME!
SOME SHARKS LOSE TEETH EVERY WEEK, BUT
NEW ONES GROW RIGHT BACK LIKE A CONVEYOR
BELT.

DRAW A LINE TO MATCH EACH SHARK WITH ITS TEETH.




.

.



.

.



.

.

